



Pre & Post Care Instructions – NuLIPS Laser Lip Enhancement





BEFORE your treatment:


 **MUST NOT** have permanent makeup or dermal fillers on or near the treatment area. Permanent makeup may be lightened or removed by the laser. Dermal fillers will have accelerated deterioration when interaction with laser occurs.


 **MUST SHAVE** the Upper lip prior to appointment. It is best to shave the area as close to your scheduled appointment as possible; shave in the shower as it delivers the closest shave. The closer the shave, the less change of skin irritation post treatment.

 **USE SUNSCREEN** with an SPF of at least 30 daily. Tanned skin cannot be treated. Sun exposure must be avoided two week prior to treatment.


 **AVOID** any irritants on and around the area, such as any products containing Hydroquinone, bleaching creams, Retin-A, retinol, benzoyl peroxide, glycolic/salicylic acids or astringents for at least two weeks prior to treatment.


 **DO NOT** use self-tanning agents for at least two weeks before any treatment. If you have used these products, thoroughly cleanse the area with an abrasive/exfoliating scrub to remove all product two weeks prior to treatment.


 **DO NOT** pluck or wax the area at least one week prior to NuLIPS Laser Lip Enhancement. **DO NOT** use bleach or “Nair”-type products on the area for two weeks prior to treatment. This can cause irritation and burns to the skin.


 **MUST NOT** be on any photosensitizing medication (with a warning label against sun exposure). Please inform us if you are taking any new antibiotics or medications, as some may make your skin photosensitive and therefore we may not be able to treat you for 1-2 weeks after completion of antibiotics.

AFTER your treatment:

 **AVOID** excessive sun exposure and tanning beds for at least 24 hours after treatment (although we don't recommend using a tanning bed anyway, Beauty Gal!). Daily sunscreen with an SPF of at least 30 is vital to protecting your new luscious lips!

 **AVOID** any irritants on and around the area, such as any products containing Hydroquinone, bleaching creams, Retin-A, retinol, benzoyl peroxide, glycolic/salicylic acids or astringents for at least one week after your NuLIPS Laser Lip Enhancement Treatment.

 **DO NOT** pluck or wax the area at least one week after your NuLIPS Laser Lip Enhancement. **DO NOT** use bleach or “Nair”-type products on the area for two weeks prior to treatment. This can cause irritation and burns to the skin.

 **USE** ZO Skin Health LipRebuild Advanced Therapy Lip Treatment after and between NuLIPS Laser Lip Enhancement treatments, morning and night, to restore lips to their natural, rosy colour and to help plump lips further to improve overall shape, size and contour.

NAME: _____ DATE: _____ SIGNATURE: _____

Your referrals are greatly appreciated. We will send you a \$50 gift certificate towards your next treatment for each friend or relative that you refer to us.